



Fall 2014
HomeLifeStyle

COURTESY OF LOUISE KRAFFT

Burke
CONNECTION

LOCAL MEDIA CONNECTION LLC

ONLINE AT WWW.CONNECTIONNEWSPAPERS.COM

RG The Richter Group
Total Real Estate Services

Specializing in Local Property Management

FOR RENT



6206 Erman Court, Burke, VA 22015
\$2,600 Monthly


Brick front home on premium cul-de-sac lot backing to parkland. Remodeled kitchen with granite counters, pendant lights, huge island, and cherry cabinets. Home includes FIVE bedrooms and a remodeled hall bath with marble and a skylight. Other features include: deck, patio, fenced yard, sunny walkout lower level with fireplace. Newer roof, water heater, furnace, and AC units. Off-street parking. Walk to schools. Convenient to VRE and Express Bus.

**Sales and Property Management
Residential Property Management
Association Management
Residential Preferred Properties**


703-239-1234
Pat.richter@richter1.com • www.Richter1.com

5631-I Burke Centre Parkway, Suite I • Burke, VA 22015


LOUDOUN HISTORIC HOMES

OATLANDS  Discover ...
THE HISTORIC ESTATES of Loudoun County

Take advantage of a Comfort Suites/ Leesburg special discount package and spend a weekend exploring all three homes plus nearby vineyards, outlet shopping, and outstanding restaurants.

MORVEN  **COMFORT SUITES**

Visit LoudounHistoricHomes.org for tour hours and additional information.

GEORGE C.  **VISIT LOUDOUN** **Virginia is for Lovers**

Fireplaces Warm Outdoor Spaces

BY MARILYN CAMPBELL
THE CONNECTION

As the air turns crisp and we settle into fall, the time is ideal for creating a cozy setting, whether it's elegant or rustic or modern. Many people have adapted part of their landscape as an outdoor room.

"Outdoor porches whether screened or just covered with a roof are great fall spaces," said Susan Matus, a Potomac, Md.-based architect. "One can cozy them up with pillows and throws and outdoor lights, such as decorative twinkle lights or candles can create great ambiance."

Local designers reveal their favorite accessories and ideas for outdoor rooms and screened porches to help welcome the new season with style.

An outdoor fireplace commands attention and can offer a warm place for reading, napping or chatting with friends, and makes it comfortable to sit outside on a chilly evening.

"I just built a stunning fireplace in a screened-in porch that transformed the space into a three-season room just in time for fall," said Robert Kalmin of Skill Construction and Design, LLC in Fairfax, Va. "Indoor-outdoor rugs and seating in fall colors make the space great for entertaining."

When it comes to outdoor fireplaces, however, there are a few caveats: "If it is a screened in porch, be careful of your ventilation. Whether you have a gas or wood-burning fireplace you have to have noncombustible material for the mantle and it needs to back discharge for smoke," said Kalmin. He says such fireplaces can be added to an existing space in one-to-two weeks.

Accessories in warm, vibrant colors can help can transform an outdoor room from summer to fall. "Adding some cozy throw blankets to outdoor sofas allows you to stay outside on chilly nights," said Kerra Michele Huerta of Apartment Envy. "Also, as it gets darker and cooler earlier in the day, candles are a perfect accessory, adding both warmth and light."

In fact, lighting can transform a screened porch or outdoor room. "To a screened porch, you can add

Almost Done -vs- Nicely Done

VERSUS



COME EXPERIENCE THE DIFFERENCE TODAY. CALL 703-764-3748
NicelyDoneKitchens.com

NICELY DONE KITCHENS

Custom Kitchen & Bath Design, Remodeling and Project Management
Visit Our Showroom at 8934 Burke Lake Rd. in Kings Park Shopping Center
Hours: 9:30 am - 6 pm Mon.-Fri.; 10 am - 3 pm Sat.

SEE OUTDOOR ROOM. PAGE 7

WWW.CONNECTIONNEWSPAPERS.COM

Neighbors Helping Neighbors

Clifton residents to hold open-house tour of newly remodeled homes for the benefit of local widow.

BY JOHN BYRD

Neighbors help each other. That's what communities have always been about. Long-time Clifton resident Bob Gallagher is rallying his friends and peers to help his neighbor Elsa Armendaris.

Armendaris, a mother of seven, needs funds to repair the badly deteriorated driveway to her home, which is also a local day care center. To help out, Gallagher, who is a principal at Sun Design Remodeling, has organized a tour of three newly remodeled Clifton homes, each the handiwork of a different remodeler.

"The homes are all pretty spectacular in their own right," Gallagher says. "We've found that homeowners really enjoy seeing what their neighbors are doing. But this is also about helping a local person in need; that's the sense of community which Clifton has always exemplified."

In addition to showcasing a home recently renovated by Sun Design Remodeling, the tour will feature recent work by Daniels Design and Remodeling and Kohlmark Group Architects and Builders, all active in Clifton and environs for years.

Tim Reed of Tibbs Paving will be donating the labor, equipment and trucking needed for the driveway re-paving. Armendaris has also raised several thousand dollars for the project.

ARMENDARIS' STORY IS ONE of quiet determination in pursuit of the American Dream.



A native of El Salvador, Armendaris lost her husband, David, to leukemia six years ago and, as the sole means of her family's support, decided to set up her home as a day care center.

With its tree-shaded lot and sizable liv-

ing and family rooms, the house provided a perfect setting. Among other features, the two-level structure is off the main road, down a winding driveway. A safe place for kids.

Initially, the center did well. Since it was

Details

Remodeler's Charity Home Tour, Nov. 15, 10 a.m.-4 p.m. Visit www.RemodelersCharityHomeTour.com or call 703-425-5588 for more.

PHOTO COURTESY OF HOME FRONTS NEWS

LEFT: Granite surfaces, marble tile wall covering, a coffered ceiling are among the finishwork details distinguishing the Layfield kitchen by Sun Design Remodeling.

convenient to nearby Clifton Elementary, parents would leave their children with Armendaris before and after school. Many of the children at the center were friends with her own children

But when Clifton Elementary closed in 2010, the day care center lost more than half its students. Not long after that, the winding asphalt driveway leading to the house began to seriously deteriorate.

Armendaris says that she and her children with the help of a friendly neighbor have been patching the drive for years. However, it eventually become obvious that her own fix-up efforts wouldn't be enough.

Soon she began soliciting bids from professional pavers, some of whom were simply working the neighborhood.

"I wasn't sure what I really needed, or who was reliable," she recalls. "But what really slowed the process was the cost."

That's when her friend, Christina Gallagher, whose children had attended the day care center, offered to ask her husband, Bob, for ideas.

"I just thought there must be a way that a community as old and close-knit as Clifton could help one of its own," said Bob Gallagher, who grew up in Clifton where his father practiced medicine. "My company has learned a lot from doing our own home tours, so a coalition of remodelers already active in Clifton seems like a logical way to reach out to the community."

SEE NEIGHBORS, PAGE 4

Planting for Fall Planning your autumn garden and yard.

BY MARILYN CAMPBELL
THE CONNECTION

As the first few weeks of fall unfold, carrying with them the promise of rich and vibrant colors, many local residents are starting to plan their fall gardens, both ornamental and edible. Pruning and overall garden cleanup will make way for fall plants. In fact, this is the perfect time to clear away summer foliage and plant, horticulture gurus said.

"Because the ground is still warm and air is cool, there is less transplant shock for plants when you take them out of the con-

tainer to plant them," said Kelly Grimes of Good Earth Garden Market in Potomac, Md. "Now is a great time to put in a landscape."

The first step is preparing the ground. "You have to amend the soil; that is mixing in compost and soil so the plants' roots can grab a hold of the soil with compost," said Grimes. "That really helps any planting."

Katia Goffin of Katia Goffin Gardens in McLean, Va., likens planning a garden to putting together a puzzle. "Everything has to [look] like it belongs," she said. "It's about designing your bed line so it enhances your property, versus 'I stuck this in my garden and doesn't it look good?'"

Take a few minutes and actually plan out your garden because no matter what you decide to plant for fall, an aesthetically appealing garden starts with an effective strategy. "It is getting a good plan together," Goffin said. "It is a question of scale and putting it together right. You have to look at your plot of land and decide where you want plants to go and how you want it to look."

FOR DECORATIVE GARDENS and yards, mums and pansies are among fall's

SEE PLANTING, PAGE 8

Burke
CONNECTION

HomeLifeStyle

IS PRODUCED BY
CONNECTION NEWSPAPERS
WWW.CONNECTIONNEWSPAPERS.COM
LOCAL MEDIA CONNECTION LLC

FOR MORE INFORMATION,
CALL 703-778-9431 OR EMAIL
SALES@CONNECTIONNEWSPAPERS.COM

Neighbors Helping Neighbors: Clifton Home Tour

Details

Remodeler's Charity Home Tour, Nov. 15, 10 a.m.-4 p.m.
www.RemodelersCharityHomeTour.com
or call 703-425-5588 for more.

FROM PAGE 3

THE TOUR

The tour has been conceived to provide a close-up look at how Clifton residents live today, and to profile several design trends now being applied to local homes. It also will reflect some of the community's varied demographics — which range from young families to retirees retrofitting their house to age-in-place.

MAKEOVER IN COLCHESTER HUNT

In Clifton's Colchester Hunt section, Steve and Maureen Landry are putting the finishing touches on a forward-looking retrofit executed by Tom Flach at Kohlmark Architects. The Craftsman-style architecture embraces an open floor plan which the Landrys see as perfect for a host of regular social pursuits such as book clubs and after-church gatherings.

Referring to the house as "his last home," Steve Landry, 65, says he and his wife actually looked for a larger house "further out" before deciding that improving what they had was their best option.

"It was Tom Flach's clever ideas that were the deciding factor," Maureen Landry said. The plan included needs for the immediate future, and also elements that might be needed to age in place over extended time.

For instance, the former 400-square-foot garage has been converted into a well-appointed master suite complete with 14-foot cathedral ceiling, a full bath and an 8-foot wall of windows focused on the garden and two-tiered pond. While the couple's initial plan is to use the new space as a reading room, Maureen Landry said that the suite is a nod to an aging-in-place strategy that

calls for frequently used spaces to be on the same floor.

"We've even got ideas and costs for an elevator, should we need one," she said.

Meanwhile, a new two car garage has been added to the home's front elevation. The eye-catching period facade incorporates "mesa red" windows, a new entrance portico articulated in cedar truss beams and French doors that open directly onto a front-facing patio.

With the former powder room absorbed into the new suite, and interior walls removed, the architect developed the new open floor plan.

The kitchen and dining zone is now formed into a 600-square-foot family kitchen that revolves around a two-tier food preparation island and dining counter. Mounted on a cherry wood base, the island is surfaced in both walnut butcher block and Vermont soapstone.

Adjacent to the kitchen/dining area, delineated by a peninsular fireplace, the 300-square-foot family room/sitting room provides ample space for an enlarged social gathering. The 225-square-foot sunroom, now mainstreamed into the home's HVAC system, is a gathering spot with a panoramic view of the wooded surroundings.

KITCHEN SUITE IN ELEGANT TRANSITIONAL STYLE

Not too far away in Clifton Heights, Rick and Kelly Layfield are reveling in a new family-friendly kitchen and outlier zones custom-designed for their active daily household needs by Jon Benson, lead designer at Sun Design Remodeling.

"We have three children under age 12," Kelly said, "so we wanted a plan that would

make it easier for everyone to interact, and that also offered sightlines from the kitchen to the backyard where the kids play."

That meant re-working a course of windows on the rear elevation, making it easier to access the outside from several directions and introducing a floor plan more conducive to free-flowing traffic.

The starting point, however, was the offending two-tiered ceiling, a reminder of the fact that the back half of the kitchen has a separate roof unconnected to the structural supports in the first half of the kitchen which are busily engaged in holding up the home's second floor.

"Structurally, the existing plan is perfectly logical," Jon Benson said. "Aesthetically, it was a strange effect ... one that Kelly Layfield wanted to change."

Benson proposed a coffered ceiling. The end product unifies the room visually and reintroduces the classical design elements found in the home's formal front rooms that had been curiously missing in its kitchen.

The ceiling also set the tone for a much more refined and elegant plan featuring several of Benson's original built-ins.

There is a new granite-surfaced island and dining counter. While the kitchen also formerly provided a spot for family breakfasts, Kelly Layfield said it mostly seemed space restricted.

Benson created a larger exit door in the middle-of the kitchen's rear wall, allocating expanded corner space for an L-shaped window bench which will provide built-in seating for the breakfast table as well as handy storage. There is also now a door from the family room to the screened porch.

Benson added a grilling deck next to the screened porch and just outside the new



PHOTOS COURTESY OF HOME FRONTS NEWS

Remodeler Ted Daniels added 2,000 square feet to his personal residence on Hunting Horse Drive and reconfigured the first floor to include a comfortable family room adjacent to a large gourmet kitchen. Daniels had purchased the cherry wood mantle years before he knew where he would use it.

kitchen door. Rick Layfield, who is the family's grilling chef finds it a great place to interact with friends and family while pursuing a favored recipe.

FAMILY HOME ON HUNTING HORSE DRIVE

Those who know their way around Hunting Horse Drive sometimes might wonder what happened to the circa-1970s Colonial style house that used to be perched up on the overlook. Clearly, the sprawling manor house there now is an entirely different home, but how did it get there?

Owner and professional remodeler Ted Daniels says the makeover was the result of an inspired plan to create an environment that would work better for himself, wife Gayle and their two children.

Purchasing the 4,400-square-foot production house in 2000, Daniels initially thought the house adequate for raising a family, and focused on the serious business of renovating other people's homes. Certainly, the five-acre wood lot had everything to offer in the way of a lovely bucolic setting.

But after living in the house for a while, Daniels developed a growing list of possible improvements, which prompted a decision

to add 2,000 square feet to the rear of the house, and gut the entire first and second floors almost down to the studs.

"For starters, I didn't like the way the first floor was configured," Daniels says. "The kitchen and family room were partitioned in a way that inhibited traffic, and the interior was really dated. I wanted a quiet first floor place where the kids could do their homework. Also, there wasn't enough storage." He also wanted better lines-of-sight.

Upstairs, the master bedroom was too small. The sitting room, which offered the best view, also became a kind of clutter-prone foyer between the walk-in closet and the master bath.

"It was as if we were living in someone else's house," Daniels said. "I wanted a plan that would really support a whole spectrum of daily family requirements."

With substantial new square footage now extending out the rear of the existing structure, Daniels generously reconfigured floor plans on the first and second level, concentrating on how his family would use the new space.

The 396-square-foot kitchen segues easily into a rear-facing great room that features floor-to-ceiling windows flanking a

central French door. The many original built-ins include a food preparation island and knee-high walnut cabinets which provide a space divider between two primary activity zones. The inside corner of the kitchen accommodates a family dining nook.

The primary focal point of the family room is a hand-carved cherry wood mantle piece Daniels bought years ago, having no idea when or where he would use it.


"It's comforting to see an impulse buy become a real focal point," he said.

Upstairs, Daniels built a 715-square-foot master bedroom suite that opens directly to a sprawling balcony with views in three directions.

"This is the spot where we can have some privacy and still keep an eye on the kids," Gayle Daniels said. "It's quite romantic."

The luxury bathroom and large walk-in closet are now sensibly positioned on either side of the suite's entrance foyer. The master bath includes a soaking tub, a spacious walk-in shower and a private closet for Gayle's vanity.

The formal living room and dining room are on the right side of the first floor, segregated by a fully-wired well-appointed room the kids use for homework.



In Clifton's Colchester Hunt section, architect Tom Flach at Kohlmark Architects checks plans for Steve and Maureen Landry's Craftsman-style renovation, now getting its finishing touches.

The Layfield kitchen remodeled by Sun Design Remodeling includes granite surfaces, marble tile wall coverings and a coffered ceiling.



The fireplace hearth in the Layfield den was completely remade in the plan executed by Sun Design Remodeling.

Local REAL ESTATE

Top Sales in August, 2014



2 9402 Old Reserve Way, Fairfax — \$1,345,000



3 5152 Pleasant Forest Drive, Centreville — \$1,165,000



6 10107 Waterside Drive, Burke — \$1,050,000



5 6297 Clifton Road, Clifton — \$1,190,000



7 9812 Portside Drive, Burke — \$1,035,000



8 13749 Balmoral Greens Avenue, Clifton — \$1,030,000

Address	BR	FB	HB	Postal City	Sold Price	Type	Lot AC	Postal Code	Subdivision	Date Sold
1 11900 CUSTIS ACRES DR	5	.5	0	CLIFTON	\$1,380,000	Detached	8.22	20124	TOWERING OAKS	08/01/14
2 9402 OLD RESERVE WAY	5	.4	1	FAIRFAX	\$1,345,000	Detached	0.25	22031	PICKETT'S RESERVE	08/25/14
3 5152 PLEASANT FOREST DR	5	.4	1	CENTREVILLE	\$1,165,000	Detached	1.06	20120	PLEASANT VALLEY	08/28/14
4 6150 REZA CT	6	.5	2	SPRINGFIELD	\$1,100,000	Detached	0.24	22152	CARDINAL ESTATES	08/29/14
5 6297 CLIFTON RD	4	.3	2	CLIFTON	\$1,050,000	Detached	5.00	20124	CLIFTON DOWNS	08/07/14
6 10107 WATERSIDE DR	5	.4	1	BURKE	\$1,050,000	Detached	0.73	22015	EDGEWATER	08/22/14
7 9812 PORTSIDE DR	4	.3	1	BURKE	\$1,035,000	Detached	0.94	22015	EDGEWATER	08/25/14
8 13749 BALMORAL GREENS AVE	4	.5	1	CLIFTON	\$1,030,000	Detached	1.20	20124	BALMORAL GREENS	08/29/14
9 4004 WOODBERRY MEADOW DR	4	.4	1	FAIRFAX	\$960,000	Detached	0.17	22033	KENSINGTON MANOR	08/28/14

COPYRIGHT 2014 REAL ESTATE BUSINESS INTELLIGENCE. SOURCE: MRIS AS OF SEPTEMBER 15, 2014.

Warming Outdoor Rooms for Fall

FROM PAGE 2

a ceiling fan with a down light and an up-light," said Kalmin. "The higher light can give you general lighting and the lower lights can create ambient lighting, and can be moved in different directions for setting a mood. There is also a mono-rail track system lighting, where you can install different types of lights depending on the mood you want to create."

Fall produce can also add a seasonal touch to an outdoor room or screened porch, particularly on the mantle or around the hearth. "You can add faux pumpkins, gourds and berries," said Brown.

Matus suggests a finishing touch: "Another option is to hang drapery to create not only a more interior feeling but also drapery can be used to shield from the wind as a thermal barrier."



Jewel Box Gardens by Suzanne

Townhouse garden design and installation

Make your garden dreams come true!

FREE CONSULTATION

www.jewelboxgardensbysuzanne.com
jewelboxgardensbysuzanne@gmail.com



Adopt/Donate/Volunteer

www.lostdogandcatrescue.org



Maid Brigade®
YOUR HOME. CLEANER.

We'll *Clean.* You *Enjoy* your Free Time.

- ✓ Bonded, Insured & Praised!
- ✓ Flexible Scheduling
- ✓ HEPA Vacuums Remove 4X Allergens & Pollen
- ✓ Trusted since 1989
- ✓ A+ BBB Rating

\$50 Off!

\$25 OFF + \$25 OFF
YOUR 1st VISIT YOUR 3rd VISIT

New clients only. Some restrictions apply. Expires 1-31-15. PROMO CODE: CONNEWSHL1014

Call: 888.612.9840
maidbrigade.com

ENJOY THE COMFORT NOW...PAY FOR IT ON YOUR TERMS!

100% Financing Available

BRENNAN'S

Up to **36 Months†** NO INTEREST FINANCING

SALES • SERVICE • INSTALLATION

- 24 Hour Emergency Service
- Free Estimate on System Replacement
- Senior & Military Discounts
- Planned Maintenance Agreements
- FREE Second Opinion on System Failure
- We Service All Brands

\$74 (Reg \$84)
Don't Forget Your Safety & Maintenance INSPECTION Per System

Brennan's has been proudly serving Northern Virginia since 1979... from routine maintenance to emergency service...to complete HVAC system replacement. Our team of highly trained professionals are at your disposal ready to deliver a quality product and quality service at a fair price. We believe in the old saying **"Do the job right the first time".**

*System rebates ranging from \$0 to \$1,450 depending on equipment purchased. Rebates subject to change. Expires 11/15/2014. †With approved credit. Call Brennan's for complete details.

Carrier Rebates up to \$1450*

BRENNAN'S HEATING & AIR CONDITIONING
CALL NOW **703-491-2771**
WE ARE HERE WHEN YOU NEED US
info@brennanshvac.com • www.brennansHVAC.com

VOTED 2014 BEST OF PRINCE WILLIAM

Planting for Fall

FROM PAGE 3

best flowering plants. "Mums need full sunlight to open and come in obvious, bold fall colors," said Grimes. "Pansies will take part sun, are a great color and will continue to bloom through spring."

Yarrow, asters, sedums, Lenten roses, and coral bells are among the fall plants that Jonathan Storvick, natural resource manager at the Office of Sustainability at George Mason University in Fairfax, Va., recommends.

"Fall is a great time to plant larger-sized perennials and container shrubs," said Storvick. "It also happens to be the time of year when nurseries are trying to get rid of a lot of their stock, so you can find some great deals."

For example, said Joel Cook of Merrifield Garden Center, in Fairfax, Merrifield and Gainesville, Va., "Burning bushes have beautiful fall colors like orange and fire red. As far as trees, maples like Japanese maples, sugar maple or black gum maple have beautiful colors."

Another eye-catching option is the yellow twig dogwood. Its "bright yellow branches

and twig color ... are also fantastic for winter," said Mark White of GardenWise in Arlington, Va. "This shrub develops in great clumps and is a wonderful contrast against any red twig. Oval-shaped green leaves turn to orange-red in fall, followed by white fruit tinged with green."

Grasses, added Katia Goffin, are ideal for fall and can be mixed with other foliage. "You can put evergreens in your yard and add some grasses. There are tons [of grasses] that are flowering and look [good] with evergreens."

One plant that is often associated with cooler weather is a holly tree, but Eric Shorb

of American Plant in Bethesda, Md., offers a caveat.

"As we get closer to the end of November and the beginning of December you want to be careful about planting such broadleaf evergreens," he said. "If they haven't had time to develop a sufficient enough root system they can become susceptible to wind burn because the roots will not be able to absorb moisture."

Instead, he recommends deciduous trees and fine leaf evergreens. "A Leland Cypress or an Arborvitae that don't need as much moisture will survive better as the weather gets colder."

October is FREE WINDOWS MONTH at Renewal by Andersen.¹



Why is October one of the best times to replace your windows?

Because if you call us now, you can get your more energy-efficient windows installed **before** the really cold weather is here.

Our exclusive High-Performance Low E-4® SmartSun™ glass is **up to 70% more energy efficient[†]**. It's engineered to make your home more comfortable in the colder months.

Call before October 31st!



Why have our customers chosen us over another window company?

1. Fibrex® Material

Our exclusive Fibrex material was **researched by Andersen** for 30 years before it was installed in even one home. **Our Fibrex material is twice as strong as vinyl.**

2. Unique Look

Our window has the **elegant look and strength of a wood window**, but our Fibrex material doesn't demand the same maintenance of wood.

3. Accountability

There's no frustrating "middle man" to deal with. **We sell, build, install and warrant both our windows and installation.**

It's like getting
FREE WINDOWS
for 1 year¹

NO MONEY DOWN

NO PAYMENTS

NO INTEREST
FOR 1 YEAR¹

Plus

SAVE \$229
on every window¹

and

SAVE \$629
on every patio door¹

Offer only available as part of our Instant Product Rewards Plan.

Renewal by Andersen.  **WINDOW REPLACEMENT** an Andersen Company

Call for your **FREE Window Diagnosis**
703-775-2256

Restrictions and conditions apply; see your local representative for details. Cannot be combined with prior purchases, other offers, or coupons. No adjustments to previous orders. Offer not available in all areas. Discount applied by retailer representative at time of contract execution and applies to minimum purchase of 6 or more windows and 4 or more patio doors. Offer does not include bay/bow windows or any upgrades considered non-standard options. Offer only available as part of our Instant Product Rewards Plan. As part of the Instant Product Rewards Plan, all homeowners must be present and must purchase during the initial visit to qualify. To qualify for discount offer, initial contact for a free Window Diagnosis must be made and documented on or before 10/31/14 with the appointment then occurring no more than 10 days after the initial contact. 0% APR for 12 months available to well-qualified buyers on approved credit only. Not all customers may qualify. Higher rates apply for customer with lower credit ratings. Financing not valid with other offers or prior purchases. No Finance Charges will be assessed if promo balance is paid in full in 12 months. Renewal by Andersen retailers are independently owned and operated retailers, and are neither brokers nor lenders. Any finance terms advertised are estimates only and all financing is provided by third-party lenders unaffiliated with Renewal by Andersen retailers, under terms and conditions arranged directly between the customer and such lender, all subject to credit requirements. Renewal by Andersen retailers do not assist with, counsel or negotiate financing, other than providing customers an introduction to lenders interested in financing. This Renewal by Andersen location is a independently owned and operated retailer. VA Lic # 27010307644, DC Lic # 423212000031. "Renewal by Andersen" and all other marks where denoted are marks of Andersen Corporation. ©2014 Andersen Corporation. All rights reserved. ©2014 Lead Surge LLC. All rights reserved. [†]Values are based on comparison of Renewal by Andersen® double-hung insert window SH6C to the SH6C for clear dual pane glass non-metal frame default values from the 2006 and 2009 International Energy Conservation Code.